



What to do

Are you ready to count your coins but don't know where to start? This chart may help you understand the value all your coins have.



1. Pile all your coins together based on size and colour.
2. Count the number of coins in each pile. For example if you have 7 coins in your 50cent pile, with the help of a grown up you can use the chart to see that you have \$3.50.
3. Once you have the value of each pile, get a grown up to add up all the piles to give you a total amount. This amount can then be deposited into your LLL savings account.

What type of coin do you have? 



	5 cent coin	10 cent coin	20 cent coin	50 cent coin	\$1 coin	\$2 coin
1	5c	10c	20c	50c	\$1.00	\$2.00
2	10c	20c	40c	\$1.00	\$2.00	\$4.00
3	15c	30c	60c	\$1.50	\$3.00	\$6.00
4	20c	40c	80c	\$2.00	\$4.00	\$8.00
5	25c	50c	\$1.00	\$2.50	\$5.00	\$10.00
6	30c	60c	\$1.20	\$3.00	\$6.00	\$12.00
7	35c	70c	\$1.40	\$3.50	\$7.00	\$14.00
8	40c	80c	\$1.60	\$4.00	\$8.00	\$16.00
9	45c	90c	\$1.80	\$4.50	\$9.00	\$18.00
10	50c	\$1.00	\$2.00	\$5.00	\$10.00	\$20.00

How many coins for each pile do you have?



Coin Chart